



EFOIL.IE

2025 SURF CATALOG



EFOIL

PREMIUM SURF & HYDROFOILS





AT LIFT, EVERYTHING STARTS WITH SURFING.

Foiling opens a new dimension, unlocking freedom to explore the ocean in its purest form. It's the freedom to ride, connect with nature, and push what's possible.

Our roots are deeply tied to the surf. Every product, from surf foils to eFoil, reflects this heritage, shaped by those who chase swells and live for the lineup. We design, test, and refine in the water, always seeking that perfect connection between rider and wave.

We're not just building foils; we're building on surfing's legacy. From dawn patrol to strike missions, we honor the sport's past while forging its future — delivering tools for watermen to elevate their ride.

At Lift, it's about more than gear. It's about shaping a movement, chasing the perfect wave, and sharing the stoke with a community that inspires us every day.

See you on the water.

Nick Leason
CO-FOUNDER & CEO

2025 SURF LINEUP

BRIAN GRUBB
LIFT TEAM RIDER

Brian Grubb, a two-time world champion and wakeskating pioneer, continues to push the boundaries of watersports innovation. As a Lift team rider, Brian has embraced foiling, bringing his expertise to product development and redefining what's possible on the water. Known for his creative approach and relentless progression, he has become a key figure in evolving the sport, inspiring riders worldwide.

Beyond competition, Brian's passion for foiling extends to shaping the future of the discipline alongside Lift. His influence and dedication to the craft exemplify the adventurous spirit that drives the Lift community forward.



EFOIL.IE

SURF BOARDS



KIANA FORRES FERRIS
LIFT TEAM RIDER

Kiana Fores Ferris, a trailblazing waterwoman from Kauai, has made a significant impact on the foiling community. As one of the first women to embrace surf foiling, tow-in foiling, and eFoiling, Kiana brings her expertise and passion to collaborations with Lift Foils, showcasing her skills in Hawaii's iconic waters.

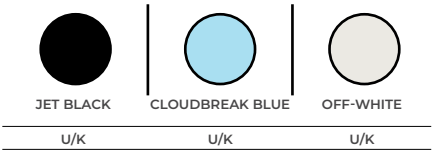
In addition to her personal achievements, Kiana shares her knowledge as an instructor at eFoil Kauai, helping new riders master technique and safety while discovering the joy of foiling. Her dedication and enthusiasm continue to inspire more women to engage with this dynamic and evolving sport.

4'0 18L WAKE/TOW



Developed as a pro model for Lift athlete Brian Grubb, the 4'0 18L is designed for high-performance wake and tow foiling. Whether you're towing behind a boat or in the ocean behind a jet ski or Lift eFoil, this board is built to feel like it disappears when you're on foil, allowing you to feel more of the foil and less of the board. With 18L of volume, this board easily sinks under your feet to ensure an easy and consistent start. If you've got a motor towing you onto foil and want to ride like a pro, this is the board you need.

	4'0 18L WAKE/TOW
BOARD DIMENSIONS	4'0 x 19" x 1.8"
STRAP INSERTS	Yes. Surf Layout.



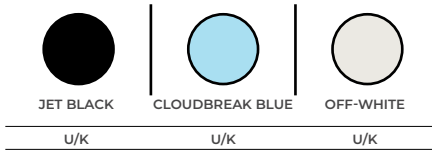
Images shown are for illustrative purposes only and may not reflect the final product

4'4 21L WAKE/TOW



The 4'4 21L Brian Grubb Pro Model is the big brother to the 4'0 18L. It features the same shape as the 4'0 18L but with added length, width, and volume, making it easier for heavier riders or beginners/intermediates to take flight with confidence and ease. Don't let the slightly larger size fool you—this board is still a high-performance ripper when on foil.

	4'4 21L WAKE/TOW
BOARD DIMENSIONS	4'4 x 20.8" x 1.8"
STRAP INSERTS	Yes. Surf Layout.



Images shown are for illustrative purposes only and may not reflect the final product

4'4 30L SURF



The 4'4 30L is the go-to high-performance prone board for our team riders. The stretched narrow outline provides excellent paddle power for its size while remaining nimble enough for the most radical maneuvers. The numerous strap inserts allow the versatility of taking to the air.

BOARD DIMENSIONS
STRAP INSERTS

4'4 30L SURF	
BOARD DIMENSIONS	4'4 x 19" x 2.9"
STRAP INSERTS	Yes. Surf Layout.

JET BLACK

82049

CLOUDBREAK BLUE

82064

OFF-WHITE

82051

4'8 40L SURF/WING



The 4'8 40L is the quiver killer. A nice, easy volume for prone foiling and doubles as an excellent sinker wing board. If you're going to have one board for all foiling disciplines, this is it.

BOARD DIMENSIONS
STRAP INSERTS

4'8 40L SURF/WING	
BOARD DIMENSIONS	4'8 x 20" x 3.4"
STRAP INSERTS	Yes. Surf Layout.

JET BLACK

82052

CLOUDBREAK BLUE

82065

OFF-WHITE

82054

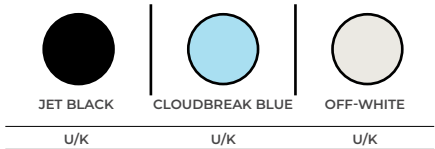
5'2 50L WING/SURF



The 5'2 50L excels as an advanced wing/para wing board while also functioning as an easy-to-ride, high-volume surf foil board. The stretched outline allows for easy takeoff with a wing and effortless paddle power while surfing.

BOARD DIMENSIONS
STRAP INSERTS

5'2 50L WING/SURF	
BOARD DIMENSIONS	5'2 x 21" x 3.6"
STRAP INSERTS	Yes. Surf Layout.



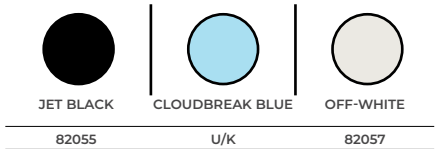
5'4 70L WING



The 5'4 70L is the ultimate wingboard daily driver. Sure, you can get away with lower volume wingboards in perfect conditions, but this board will work in any and all conditions. Big enough to get you up and riding in light wind, yet small enough to disappear under your feet as you lean into curves and ride waves.

BOARD DIMENSIONS
STRAP INSERTS

5'4 70L WING	
BOARD DIMENSIONS	5'4 x 25" x 4"
STRAP INSERTS	Yes. Surf Layout.






5'9 105L WING



The 5'9 105L wing board is designed for those looking to enter the world of wing foiling. With a focus on stability and smooth take-off, its extra length helps you glide effortlessly through the water, making it easier to achieve flight. Lightweight and durable, this board will keep up with you as you progress.

BOARD DIMENSIONS
STRAP INSERTS

5'9 105L WING	
BOARD DIMENSIONS	5'9 x 27" x 4.8"
STRAP INSERTS	Yes. Surf Layout.

		
JET BLACK	CLOUDBREAK BLUE	OFF-WHITE
U/K	U/K	U/K

Images shown are for illustrative purposes only and may not reflect the final product

FLORENCE X PYZEL 6'0 60L



The 6'0 Florence x Pyzel Foil Board, crafted in collaboration with LIFT, is a unique design built for surf and downwind foiling. Combining the expertise of John and Nathan Florence, legendary shaper Jon Pyzel, and LIFT's foiling innovation, this board is a masterclass in performance. With 60 liters of volume, it's a fast paddler, perfect for prone downwinding, catching swells, and riding small waves well before they break. Its concave deck and sleek prone shape offer effortless paddling, exceptional stability, and smooth transitions. Beautifully crafted and built for speed, this board performs as well as it looks—fast, fluid, and ready to go.

BOARD DIMENSIONS
STRAP INSERTS

TBD	
BOARD DIMENSIONS	6'0 x 19" 60L"
STRAP INSERTS	No


FLORENCE RED
U/K




Images shown are for illustrative purposes only and may not reflect the final product

7'2 105L FLYING CAT DOWNWIND SUP



The 7'2 is for those seeking maximum surfability on a downwind SUP, offering plenty of paddle power for experienced riders to get on foil and excelling in carving once on foil. The 7'2 is multi-faceted and excellent for light wind winging or as a high-volume, easy-to-paddle prone board.

	7'2 105L FLYING CAT
BOARD DIMENSIONS	7'2 x 19" x 6"
STRAP INSERTS	No




		
JET BLACK	CLOUDBREAK BLUE	OFF-WHITE
82066	82068	82067

8'2 115L FLYING CAT DOWNWIND SUP



The 8'2 is the most versatile option in our line of Flying Cats, providing excellent stability and glide. This is the go-to board for daily use in various conditions. If you're looking to enter the sport of downwind foiling, this is an excellent starting point.

	8'2 115L FLYING CAT
BOARD DIMENSIONS	8'2 x 19" x 5.8"
STRAP INSERTS	No

		
JET BLACK	CLOUDBREAK BLUE	OFF-WHITE
82069	82071	82070

8'6 110L FLYING CAT DOWNWIND SUP



The 8'6 x 110L Flying Cat is the ultimate companion for downwind adventures and channel crossings. Designed with precision, this board features a sleek 17" width and extended length, allowing for effortless paddling and smooth transitions into flight. Its lighter race lamination ensures strength without added weight, making it perfect for long distances. Whether you're exploring open waters or chasing personal milestones, the Flying Cat delivers unmatched versatility and performance.

	8'6 110L FLYING CAT
BOARD DIMENSIONS	8'6 x 17" x 6"
STRAP INSERTS	No

8'6 X 110L FLYING CAT COLORS

JET BLACK

82072

CLOUDBREAK BLUE

82074

OFF-WHITE

82073

8'6 110L FLORENCE DOWNWIND SUP



The 8'6 Florence Downwind SUP is your competition-tested race machine, crafted for riders who thrive under pressure. Sharing the same high-performance shape as the Flying Cat, the Florence model brings a bold new colorway and the unmistakable stamp of collaboration with one of foiling's most respected names. With over half a dozen podium finishes to its name, this board embodies the spirit of speed, endurance, and championship-level performance. If you're chasing the thrill of victory, the Florence Downwind SUP is your edge.

	8'6 110L FLORENCE SUP
BOARD DIMENSIONS	8'6 x 17" x 6"
STRAP INSERTS	No

FLORENCE RED

U/K

SURF MASTS**NATHAN FLORENCE**
LIFT TEAM RIDER**JOHN FLORENCE**
LIFT TEAM RIDER

John and Nathan Florence, world-class surfers and Lift team riders, have had an extraordinary year. John claimed his third WSL Championship title in 2024, while Nathan earned the prestigious Surfer of the Year award at the Big Wave Awards. Both continue to inspire with their competitive achievements and passion for the water, sharing their journeys through captivating content.

As avid foilers and downwind pioneers, the Florence brothers have been key collaborators with Lift, co-developing products like the Florence wings, foil boards, and masts to meet the demands of elite watermen.

CLASSIC SERIES MAST



28" MAST CLASSIC	80117
------------------	-------

M2 SERIES MASTS



28" MAST M2	80137
32" MAST M2	80138
36" MAST M2	80139

Your gateway into our surf foil collection, the Classic Series mast is anything but basic. This top-tier, full carbon mast is available in a 28" size, offering a premium entry into a high-performance carbon setup. It's the perfect balance of performance and accessibility for those beginning their foiling journey.

The M2 Series Masts deliver exceptional foil performance, designed for riders who demand superior stiffness and responsiveness. Sharing the efficient profile of the Classic Series but crafted from higher modulus carbon, the M2 Series offers a significant step up in control and precision. While the M6 now sets the standard for ultimate performance, the M2 Series remains a top-tier choice for those looking to elevate their ride with proven, high-quality design.

M6 SERIES MASTS



28" MAST M4	TBD
32" MAST M4	TBD

M6 28" MAST: Our thinnest and stiffest surf and wake foiling mast yet. The new M6 carbon construction delivers immediate response and precise control that riders feel instantly. Perfect for pushing surf and wake limits with next-level maneuverability and crisp, sharp glide.

M6 32" MAST: M6 layup sized for wing foiling, optimized for bigger surf, and perfect for those looking to get deeper on rail. The M6 carbon construction creates our thinnest profile with maximum stiffness, and the cleanest release giving wing foilers the control and speed they need when charging on foil.

FLORENCE 30 M6 MAST



30" FLORENCE 30 M6 MAST	TBD
-------------------------	-----

The 32" Florence Mast, developed with John and Nathan Florence, hits the sweet spot between the 28" and 36" masts, making it a true all-rounder. Featuring the advanced M6 carbon layup, it delivers the perfect balance of stability and response, ideal for connecting swells, maximizing glide, and reaching top speeds. Whether you're downwinding or exploring beyond the break, this mast offers unmatched glide efficiency and versatility for any adventure.



EFOIL.IE

WINGS



BRADY HURLEY
LIFT TEAM RIDER



MALA'E MCELHENY
LIFT TEAM RIDER

In a remarkable feat of endurance and skill, Lift team riders Mala'e McElheny and Brady Hurley successfully completed a 100-mile foil journey from O'ahu to Kaua'i, navigating the challenging Ka'ie'ie Waho Channel. This accomplishment underscores their exceptional abilities and deep connection to the ocean.

Both riders have been instrumental in advancing the sport of foiling, consistently pushing boundaries and inspiring others. Their dedication to innovation and exploration embodies the spirit of Lift, as they continue to redefine what's possible on the water.

FRONT WINGS OVERVIEW

The front wings create the lift to bring the board up and out of the water, and the differing designs alter the sensations of glide, carve, and lift. Our front wing collection can easily be divided in three categories of Aspect Ratios.

FRONT WING SERIES

LOW ASPECT WINGS: These wings are highly maneuverable and roll into turns on a dime. Recommend entry point for all foilers.



SURF V2
Excellent turning performance and low-end lift, delivering smooth, responsive control.

● 60 SURF V2	● 80038
● 100 SURF V2	● 80039
● 150 SURF V2	● 80040
● 200 SURF V2	● 80041



CAMBER PRO
eFoil-specific wings that turn on a dime and feel very comfortable at increasing speeds.

● 160 CAMBER PRO	● 80125
● 210 CAMBER PRO	● 80126 / ● U/K
● 270 CAMBER PRO	● 80127 / ● U/K

MID-ASPECT WINGS: These wings are a blend of our surf and high-aspect wings, providing excellent glide and maneuverability.



HAVOC
Hard carving with enough glide to link together multiple waves.

● 74 HAVOC	NEW FOR 2025	● U/K
● 92 HAVOC		● 80157
● 105 HAVOC		● 80158
● 105 HAVOC		● 80158
● 121 HAVOC		● 80159
● 148 HAVOC		● 80160 / ● U/K

HIGH ASPECT WINGS: These wings are efficient and fast, offering excellent glide for pumping or extending your eFoil's range.



HIGH ASPECT
Our original High Aspect line blends a surfy feel with high-aspect glide.

● 70 HIGH ASPECT	● 80128
● 90 HIGH ASPECT	● 80120
● 120 HIGH ASPECT	● 80140



HIGH ASPECT X
Optimized for uncompromising glide.

● 150 HIGH ASPECT X	● 80141
● 180 HIGH ASPECT X	● 80144
● 220 HIGH ASPECT X	● 80143



THE FLORENCE COLLECTION
Designed for John and Nathan Florence — ultra-performance glide and speed.

● FLORENCE X 70	NEW FOR 2025	● U/K
● FLORENCE X 90	NEW FOR 2025	● U/K
● FLORENCE X 110		● 80162
● FLORENCE X 130		● 80162
● FLORENCE X 151	NEW FOR 2025	● U/K
● FLORENCE X 171	NEW FOR 2025	● U/K
● FLORENCE X 201	NEW FOR 2025	● U/K
● FLORENCE X 221	NEW FOR 2025	● U/K

BACK WINGS OVERVIEW

The back wings stabilize the lift generated by the front wing. Different collections and sizes of tail wings allow for adjustments in foil stability, carving radius, and efficiency.

BACK WING SERIES



CARVE
Ultra maneuverable and loose. Recommended for advanced riders looking to crank tight radius carves.

● 20 CARVE	● 80142
● 26 CARVE	● 80122

Recommended use: Surf/Wing/Wake/Downwind



GLIDE
Ultimate stability and efficiency for efoil.

● 36 GLIDE	● 80131
● 46 GLIDE	● 80130

Recommended use: LIFT5



THE FLORENCE COLLECTION
Downwind performance and glide.

● FLORENCE 21 X	● 80155
-----------------	---------

Recommended use: Downwind foiling



FLOW
Low drag, high stability. These long fuselage back wings provide excellent stability for their size.

● 21 FLOW	● 80150
● 26 FLOW	● 80154
● 31 FLOW	● 80149

Recommended use: Surf/Wing/Wake/Downwind/LIFTX



SURF V2
Excellent stability while maintaining short fuselage maneuverability.

● 38 SURF V2	● 80045
● 48 SURF V2	● 80044

Recommended use: LIFT5 F

SURF FOIL SETUP CHART

The chart below provides suggested setups based on average conditions and intermediate rider skill levels. Use these as a starting point, and adjust as needed to suit your personal riding style and local conditions.

RIDING STYLE	WEIGHT (LBS.)	BOARD	MAST	FRONT WING	BACK WING
Prone Surf	-180	4'4 x 30L	28" M2	148 Havoc	26 Carve
Prone Surf	+180	4'4 x 40L	28" M2	148 Havoc	26 Flow
Wake	-180	4'0 x 18L	28" M2	148 Havoc	26 Carve
Wake	+180	4'4 x 21L	28" M2	148 Havoc	26 Flow
Wing	-180	5'2 x 50L	32" M2	148 Havoc	26 Flow
Wing	+180	5'4 x 70L	32" M2	150 HA-X	26 Flow
Downwind SUP	-180	8'2 x 115L	28" M2	180 HA-X	Florence 21 X
Downwind SUP	+180	8'2 x 115L	28" M2	220 HA-X	21 Flow



eFOILS



EFOIL.IE



CAMERON MAGNESS
DIRECTOR INDUSTRIAL DESIGN

LIFTX

REDEFINING THE FOILING EXPERIENCE






LIFTX redefines foiling by combining the versatility of a surf foil with the convenience of electric assist. This groundbreaking design unlocks the full spectrum of foiling disciplines in one innovative package, appealing to a diverse range of riders and conditions.

- **True Hybrid Performance:** Harnesses the full functionality of a surf foil with the added advantage of e-assist.
- **Multi-Discipline Capability:** Seamlessly transitions between various foiling styles - from prone to powered, adapting to rider preferences and conditions.
- **Ultralight Construction:** Significantly lighter than traditional eFoils, enhancing maneuverability and ease of transport.
- **Compact Powerhouse:** Features our most compact battery, delivering performance without compromising the surf foil experience.
- **Expanded Riding Possibilities:** Empowers riders to explore new locations and conditions, from lake wake riding to ocean downwinding.
- **Complete Package:** Each LIFTX includes all necessary riding gear, a fast 1200W battery charger, and premium storage/transport bags.

	4'3 LIFTX (42L)	4'8 LIFTX (52L)	5'2 LIFTX (64L)
LCS MAST	32" Carbon, Low Motor	32" Carbon, Low Motor	32" Carbon, Low Motor
WINGS	LCS 148 Havoc/26 Flow	LCS 148 Havoc/26 Flow	LCS 148 Havoc/31 Flow
LCS PROPELLER	LCS Folding Propeller	LCS Folding Propeller	LCS Folding Propeller
LCS BATTERY	LIFTX Battery	LIFTX Battery	LIFTX Battery

LIFTX COLORS

			
	OFF-WHITE	SPARK BLUE	DAWN PATROL
4'3	830020	830021	830022
4'8	TBD	TBD	TBD
5'2	TBD	TBD	TBD



EFOIL.IE

LIFT5

ULTIMATE PERFORMANCE







The all-new LIFT5 redefines the eFoil industry with unparalleled performance, convenience, and ease of use. Built on our legacy of innovation and rider-first design, LIFT5 represents a complete reimagining of eFoil technology.

- ▶ **Ride-Ready in Seconds:** Groundbreaking design reduces assembly from minutes to seconds.
- ▶ **Lift Connect System (LCS):** Integrated throughout for effortless component changes.
- ▶ **Streamlined Design:** Simplified user interface with one-button operation and data transfer.
- ▶ **Advanced Propulsion:** New eBox with improved water cooling for optimal performance.
- ▶ **Enhanced Battery:** Increased safety features and smart connectivity.
- ▶ **Surf-Inspired Shapes:** Improved maneuverability and ride quality across all conditions.
- ▶ **Complete Package:** Every LIFT5 includes all necessary riding gear, a fast 1200W battery charger, and premium storage/transport bags.

	4'4 LIFT5 PRO (55L)	4'9 LIFT5 SPORT (67L)	5'4 LIFT5 CRUISER (83L)
LCS MAST	32" Carbon Fiber	32" Carbon Fiber	28" Carbon Fiber
WINGS	LCS 210 Camber Pro/36 Glide	LCS 210 Camber Pro/36 Glide	LCS 270 Camber Pro/46 Glide
LCS PROPELLER	LCS Jet	LCS Jet	LCS Jet
LCS BATTERY	Gen5 Full Range Battery	Gen5 Full Range Battery	Gen5 Full Range Battery

LIFT5 COLORS

				
	CARBON BLACK	OFF-WHITE	STEEL BLUE	SUN KISSED
4'4	830008	830009	830010	830011
4'9	830012	830013	830014	830015
5'4	830016	830017	830018	830019




THE ALL-NEW LIFT eFOIL PLATFORM: EFFORTLESS SETUP

Going into 2025, the new Lift eFoil platform introduces groundbreaking evolution with our Lift Connect System's (LCS) toolless design and setup.

The new Lift platform features a straightforward and intuitive locking mechanism for our mast and battery packs, delivering unparalleled convenience and quality.

With the new platform's design, setting up your gear has never been easier. Just insert the mast into the board, lock the cantilever in place, insert the battery, secure the handle to initiate power, and press the power button. It's that simple.

And, exclusively on the LIFT5 and LIFTX, we are featuring the all-new LCS wings. Change out your setup in seconds to match the conditions.



THE QUIETEST EFOIL, PERIOD

Part of the thrill of an eFoil is being in your own space and experiencing a state of flow. Whether that's connecting to the water, enjoying the company of friends or your own thoughts—it's an experience unlike any other. And nothing ruins it faster than a loud engine. That's why we've put so much effort into creating the quietest eFoil on the market.

WHAT MAKES LIFT DIFFERENT?

Direct Drive Motor

Unlike major competitors who use a noisy planetary gearbox, Lift's direct drive motor is attached directly to the propulsion unit, creating a quieter ride with more torque and power.

Proprietary Quiet Ride Technology

We've developed in-house technology that dampens noise resulting in a 10-20 dB noise reduction.



THE SAFEST, MOST POWERFUL, AND MOST CONVENIENT BATTERIES ON THE WATER

Gen5 and LIFTX Battery Technology represents the pinnacle of our dedication and ingenuity. It is the driving force behind the LIFT5 and LIFTX platforms, setting us apart in the market with exceptional rider experience and cutting-edge technology.

Safety

- ▶ Watertight IP68 rated battery pack coupled with a double-walled enclosure for additional redundancy against moisture and water ingress.
- ▶ Fault reporting system detects impact, shock, and water ingress, ensuring rider safety.
- ▶ Optimized cell spacing works together with aluminum thermal plate to maintain safe temperatures.

Power

- ▶ 21700 cell format delivers the most powerful lithium-ion battery on the market.
- ▶ Enjoy extended ride times and experience unmatched power and acceleration.

Convenience

- ▶ Simple one-handed battery installation with nesting handle that locks into place.
- ▶ Ride data and battery health are streamed via Bluetooth and wireless networks for a seamless experience.



BLOWFISH

UNSTOPPABLE UTILITY



LIFT4 / LIFT3 F		LIFT5
4'4"	52004	U/K
4'9"	52000	U/K
5'4"	52001	U/K

Blowfish is the do-it-all, fly over water, ultimate eFoil adventure accessory. Whether learning to ride or adding unstoppable utility to your favorite watercraft, Blowfish promises epic rides and unforgettable memories

Blowfish merges inflatable SUP buoyancy with dinghy utility, creating new ways to adventure on your eFoil. Perfect for new and experienced riders alike.

ELITE HAND CONTROLLER

PREMIUM CONTROL



The Elite Hand Controller spares no expense while putting the power of foiling in the palm of your hand. The product's construction features an adventure-proof carbon fiber shell and titanium hardware, and the trigger features a sophisticated actuation that can be tailored to how you like to ride. The user interface is GPS driven, and the high-resolution, full-color display enables you to easily track live speed readouts and elapsed distances while you ride. The Elite Hand Controller delivers a next generation experience that empowers you to take the sport wherever you want it to go.

LIFTX PROPULSION HIGH MOUNT

UNSTOPPABLE UTILITY



32" LIFTX PROPULSION, HIGH MOUNT TBD

The high-mount propulsion for LIFTX transforms every session into an exploration of what's possible on the water. Designed to optimize glide and reduce drag, the motor's high placement ensures smooth, uninterrupted performance while enhancing control and stability. Whether carving waves or gliding downwind currents, this unit delivers effortless transitions.

Engineered for riders seeking minimalist foiling with intermittent power assist, the super-slim high-mount 55mm motor strikes the perfect balance between freedom and performance. With its surf-optimized design and ability to extend sessions, this accessory redefines how you connect with the water — empowering you to push further.

LCS PROPELLERS

DYNAMIC PROPULSION

LCS JET KIT



80018

LCS FIXED PROPELLER KIT



87003

LCS FOLDING PROPELLER 2.0 KIT



87001

The Lift Connect System (LCS) Propeller Kits feature an innovative click-and-lock mechanism, for easy interchanging of propeller components, without the need for tools. The LCS components allow you to customize your ride effortlessly, swapping propeller setups in seconds, to accommodate the rider or water conditions. LCS products are compatible with all Lift eFoil.

GEN5 FULL RANGE BATTERY

RIDER CENTRIC POWER



GEN5 FULL RANGE BATTERY 420000

The Gen5 Full Range Battery is the heart of the LIFT5 platform, it embodies the simplicity, power, safety, and design that defines the LIFT5 system. With wireless connectivity, a streamlined design, and a robust build, this battery delivers an average of 90 minutes of ride time while creating a new standard in safety. This battery system truly puts the power of the ride back in the rider's control, providing the confidence and convenience to get on the water and focus entirely on the experience.

Convenience:

- ▶ **Wireless Freedom:** Wireless design with no external cables.
- ▶ **Quick Setup:** Lift Connect System quick "set and click" installation process.
- ▶ **Intuitive Control:** Single-button operation for all functions.

Power:

- ▶ **Extended Ride Time:** 2.2 kWh capacity for rides averaging 90 minutes.
- ▶ **Maximum Acceleration:** Dynamic performance for maximum power output.

Safety:

- ▶ **Watertight Protection:** IP68-rated double-walled enclosure for enhanced safety.
- ▶ **Smart Safety Measures:** Proactive fault detection and short protection.
- ▶ **Secure Operation:** Handle must be engaged for power and riding.
- ▶ **Auto Shutdown:** Drop detection system and automatic shutdown if water ingress is detected.

GEN5 LIGHT BATTERY

RIDER CENTRIC POWER



GEN5 LIGHT BATTERY 420001

Designed for those who value agility on the water, the Gen5 Light Battery offers the same LIFT5 design principles in a lighter form. With an average of 60 minutes of ride time, it provides the perfect balance of simplicity, power, and safety. Featuring wireless connectivity and single-button operation, this compact battery delivers uncompromised performance, giving riders the freedom to explore with precise control and unparalleled convenience—all with less weight.

Convenience:

- ▶ **Wireless Connectivity:** Seamless operation with no external cables.
- ▶ **Quick Setup:** Simple installation with the secure "set and click" Lift Connect System.
- ▶ **Intuitive Control:** Single-button operation for all eFoil functions.

Power:

- ▶ **Agile Performance:** 1.2 kWh capacity for averages of 60 minutes of dynamic riding.
- ▶ **Responsive Acceleration:** Optimized for quick bursts of speed and maneuverability.

Safety:

- ▶ **Watertight Protection:** IP68-rated double-walled enclosure for enhanced safety.
- ▶ **Smart Safety Features:** Proactive fault detection and short protection.
- ▶ **Secure Operation:** Handle must be engaged for power and riding.
- ▶ **Auto Shutdown:** Drop detection system with automatic shutdown if water ingress is detected.

LIFTX BATTERY

COMPACT POWER REIMAGINED



LIFTX BATTERY 420002

The LIFTX Battery is the heart of our revolutionary platform, bridging the gap between eFoils and surf foils. Designed to power riders beyond the break and back home, this compact, agile battery offers an average of 45 minutes of ride time. Rooted in our heritage and driven by innovation, the LIFTX Battery embodies our commitment to a rider-first approach and high-performance standards, ensuring you have the power and confidence to push beyond your limits.

Convenience:

- ▶ **Effortless Connectivity:** Wireless design with no external cables.
- ▶ **Streamlined Operation:** Single-button control for easy use.
- ▶ **Quick Setup:** Simple installation for a hassle-free experience with the Lift Connect System.

Power:

- ▶ **Dynamic Performance:** 0.9 kWh capacity delivering averages of 45 minutes of ride time, perfect for reaching beyond the break.
- ▶ **Ideal for Surf:** Compact design optimized for quick acceleration and maneuverability.
- ▶ **Versatile Power:** Reliable energy delivery designed for cruising and light enough to maintain surfability.

Safety:

- ▶ **Watertight Protection:** IP68-rated double-walled enclosure for enhanced durability.
- ▶ **Proactive Safety Measures:** Fault detection and short protection for secure operation.
- ▶ **Auto Shutdown:** Drop detection system with automatic shutdown if water ingress is detected.

BEACH WHEEL DECK

READY FOR EVERY ADVENTURE



5'4 LIFTS F BOARD BAG BEACH WHEELS (FITS 5'4 LIFTS F BOARD BAG ONLY)	840000
4'9 LIFTS F BOARD BAG BEACH WHEELS (FITS 4'9 LIFTS F BOARD BAG ONLY)	840001
LIFTS BOARD BAG BEACH WHEELS (FITS 4'4, 4'9 AND 5'4 LIFTS BOARD BAGS)	840002

Looking to tackle more challenging terrain or simply make transporting your eFoil easier? The Beach Wheels Deck offers a durable solution. When sand or rough ground stands in the way of your next foiling adventure, the Beach Wheels Deck will be your favorite accessory.

Its large, low-pressure wheels provide a smooth and quiet ride, and the Beach Wheels Deck arrives fully assembled, allowing you to quickly attach your existing bag to the deck. Whether you're heading through town or off-road, the Beach Wheels Deck is ready for the journey.



EFOIL.IE

CHANNEL SUPPORT

ARIHOE TEFAAFANA
LIFT TEAM RIDER

Ariihoe Tefaafana, hailing from French Polynesia, has had an impressive year, highlighted by a standout performance at the 2024 Rip Curl Pro Anglet, a QS3,000 event, where he advanced through multiple heats with his dynamic surfing style. His consistent results have cemented his reputation as a rising star on the Qualifying Series circuit.

As a Lift team rider, Ariihoe has embraced foiling, bringing his versatility and passion to the forefront. His dedication to testing and refining Lift's foil designs has been instrumental in driving innovation, embodying the adventurous spirit that defines the Lift community.

2025 LIFT FOILS CHANNEL MARKETING SUPPORT

FOCUS

Increase brand awareness, growing the sport of foiling, and product education.

STRATEGY

Diversified, relevant, and targeted content delivery across primary and adjacent placements.

OMNI-CHANNEL FULL FUNNEL ACTIVATION



WHAT THIS MEANS FOR YOU

BRAND RELEVANCY AND FULL TRANSPARENCY TO: Communications calendar, consumer insights, consumer journey, curated top performing product portfolios, boosted advertising, rider access and a partnership with a steady flow of category-relevant assets for campaigns, promos, and events.

2025 LIFT FOILS MARKETING SUPPORT

DEDICATED TO THE STORY

In a crowded market, our unique storytelling sets us apart. They highlight what makes Lift different—our pioneering spirit, our dedication to excellence, our athletes, and our unwavering focus on the rider experience. Through storytelling, we carve out a distinct identity that resonates with our audience and reinforces our position as leaders in the foiling industry.



BOAT FOIL MADNESS | BRENDON LUTNICK



DOWNWIND DIALOGUE | NATHAN AND JOHN FLORENCE

EFOIL.IE



DAMIEN LEROY
LIFT TEAM RIDER



EFOIL

PREMIUM SURF & HYDROFOILS



EFOIL - OFFICIAL LIFTFOILS PARTNER

WWW.EFOIL.IE
SURF@EFOIL.IE